

Video Watermarking Scheme Based On Robust QR-Code

Rituja S. Darandale¹, Siddhi S. Kasabe², Tripti D. Chikhale³

B.E. Students, Dept. of Computer Engineering, Jaihind College of Engineering, Pune, India

ABSTRACT: Nowadays, one of the popular multimedia data exchanged in the internet is Digital video. Protection requires in requires enhancing safety in commercial activity on the internet as well as media. A widely interesting research is the 2D Barcode with a digital watermark is in the field of security. By using the Quick Response (QR) Code technique, in this paper we recommend a video watermarking with text data. Via a robust video watermarking scheme the QR Code is prepared to be watermarked based on the SVD (singular value decomposition) and DWT (Discrete Wavelet Transform). SVD is an attractive arithmetical transform for watermarking applications. In addition to that logo (or) watermark gives the authorized ownership of video document. For the cover I-frame the SVD is applied. With logo (or) watermark there fused the extracted diagonal value. For SVD cover image and QR code image the SVD is applied. The watermarked image inverse transform and add the frame into video, to authorized customers this watermarked videofile sends. In the reverse process for authorized ownership check the logo and QR code. Acceptable imperceptibility achieved by these experimental results and in video processing there certain robustness.

KEYWORDS: singular value decomposition (SVD); Quick Response (QR) Code; Discrete Wavelet Transform (DWT); 2D-Barcode.

I. INTRODUCTION

The embedding of confidential information into data under the assumption is the main idea of steganography that the secret information in data cannot know to others. To test the logo embedded in data or not is the main idea of watermarks. Based on the type of document to be watermarked, Feature coding, word shift coding and Line shift coding are types of Text Watermarking. Visible Watermark: In the picture or video the information is visible.



Fig. 1 D bar code



Fig. 2 QR Code



International Journal of Advanced Research in Electrical, Electronics and Instrumentation Engineering

(An ISO 3297: 2007 Certified Organization)

Vol. 4, Issue 10, October 2015

Generally, the owner of the media identifies by the information is text or a logo. Invisible Watermark: It is an overlaid image which cannot be seen, but algorithmically can be detected it. Dual Watermarking: A combination of a visible and an invisible watermark is the Dual Watermarking. In this type of watermark, as a backup for the visible watermark an invisible watermark is used. To verify ownership it can be used. The Japanese corporation Denso Wave invited a quick response (QR) code which is a two dimensional barcode. In this information is encoded in both the vertical as well as horizontal direction, thus by a traditional bar code it holds up to several hundred times more data (figure 2). A considerably greater volume of information than a 1D Barcode holds by QR Codes (figure 1). in many types of characters such as numeric, binary, alphabetic character, Hiragana, symbols, Kanji, Kana, and control codes there can encode a QR Code.

II. RELATED WORKS

By using DFT compare with DWT, Mahasak Ketcham et al. has proposed QR Code embedded technique for invisible watermarking. By using blocks DFT, the DFT allows a QR Code image to be broken up into different frequency bands. By applying the QR Code technique and using an AI technique, Thitapa Poomvichid has proposed audio based data hiding and achieved the quality of this technique was watermarked image and after certain attacks the Sim value of the extracted watermark will be poor. There can be achieved the inaudibility and robust performance. A robust method of embedding QR code has proposed by Shanjun Zhang into the DWT domain of divided blocks of the still image. Even if the images are compressed to less percentage of the original according to the contents of the images this technique was embedded information and extracted correctly. Reliable SVD-based image watermarking has proposed by Ray-Shine Run. The ambiguities situation was solving by it and the false positive problem and he gets the best PSNR value.

For ownership protection Ahmad A. Mohammad has proposed SVD based watermarking algorithm. The false-positive detection flaw in most SVD-based techniques was more robust and solves by this proposed algorithm. A blind and robust audio watermarking technique combined with SVD, DCT and synchronization code technique proposed by Bay Ying Lei which achieves very low error probability rates. There show better performance from our algorithm with traditional and SVD based algorithms. Based on SVD using the differential evolution algorithm effectively, Vessel Aslant as has proposed optimal robust image watermarking technique to improve the quality of the watermarked image and the robustness of the embedded watermark against various attacks. By combining the SVD and DCT, Fang Jun Huang has proposed watermarking method. Without degrading image quality it was should achieve the highest possible robustness. A video watermarking scheme was proposed by Ming Jiang based on MPEG-2. It can achieve the imperceptible and security of a watermark and good excellent robustness to MPEG-2 videos. On the compressed domain the Min-Jeong Lee has proposed a practical video watermarking technique which was satisfying real time requirements and for protecting the copyright of HD video contents is robust. The blind MPEG-2 video watermarking has proposed by Doorstop Choi. For camcorder recording and other attacks which achieved high video quality and robustness. There has been computed the Embedding capacity of the proposed method compared to the existing methods which is better than the most cases. After embedding of secret image in various coefficients of the cover image the MSE and PSNR value is also better than existing method.

III. PROPOSED SYSTEM

3.1 Embedding Process:

Video file we have taken the I frame in the embedded process and apply SVD. On both I-frame First insert a logo and then take DWT with logo and with DWT co-efficient the QR code image was composite. To obtain the watermarked image next apply IDWT. Finally in a video file there add watermarked I frame. The diagrammatic representation of extracting process's was given in the Fig 3.

International Journal of Advanced Research in Electrical, Electronics and Instrumentation Engineering

(An ISO 3297: 2007 Certified Organization)

Vol. 4, Issue 10, October 2015

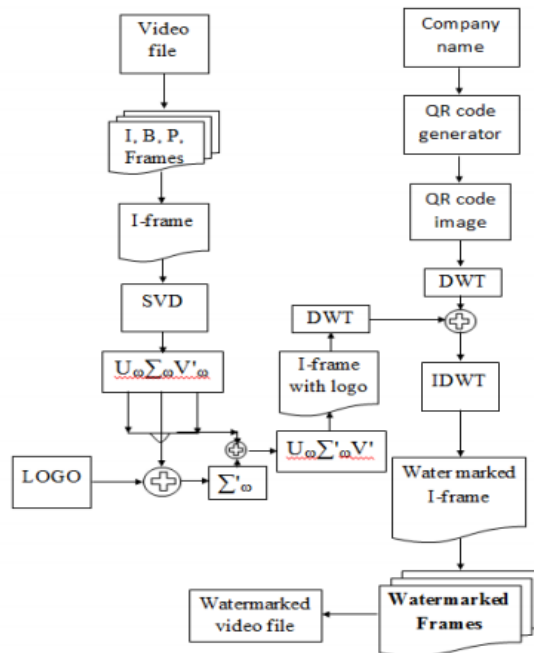


Fig.3 Shows the proposed embedded process.

Algorithm For Embedding Process:

- Step 1: First read the video file after that extract RGB P-frame, B-frame, and I-frame.
- Step 2: Then as a cover image read the I-frame image.
- Step 3: Then with company name there generate a QR code image.
- Step 4: Apply SVD to I frame and get three singular coefficients as u, Σ, v'
- Step 5: Then to get an SVD cover image there Add logo with components of an SVD image.
- Step 6: To get combined image apply DWT on both SVD cover image and QR code image
- Step 7: To get Watermarked I frame take the inverse DWT on the combined image
- Step 8: Finally to find the watermarked video files, watermarked I frame image.

3.2 Extracting Process:

In extracting process, for watermarked image and recover the logo the SVD is applied. Then, on the wavelet coefficient apply DWT on original video file and watermarked I-frame extract wavelet co-efficient fusion process, to obtain the QR code image take the IDWT. Finally the verification text are extracted. The diagrammatic representation of extracting process's was given in the Fig 4.

International Journal of Advanced Research in Electrical, Electronics and Instrumentation Engineering

(An ISO 3297: 2007 Certified Organization)

Vol. 4, Issue 10, October 2015

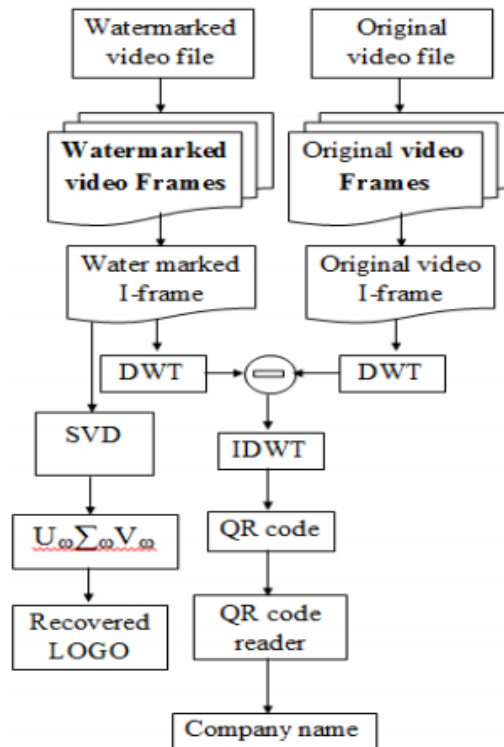


Fig.4 Block diagram of the extracting process

Algorithm For Extracting Process:

Step 1: First read the watermarked video files for extracting the Watermarked I frame.

Step 2: Then read the original video file after that extract original Video I frame.

Step 3: On both videos I frame there apply DWT.

Step 4: With original video I frame coefficient Subtract watermarked video I frame coefficient and to get a QR code image take the Inverse DWT.

Step 5: Extract company name From QR code image by using QR code reader.

Step 6: To recover The logo by using the singular value component apply SVD on watermarked I frame.

IV. RESULT AND DISCUSSION

This system used to provide the security to the video to authorised ownership for the video. Expected benefit of this project is that watermarked video that can be used for authorised ownership. Figure 5 shows final result of watermark extraction.

International Journal of Advanced Research in Electrical, Electronics and Instrumentation Engineering

(An ISO 3297: 2007 Certified Organization)

Vol. 4, Issue 10, October 2015

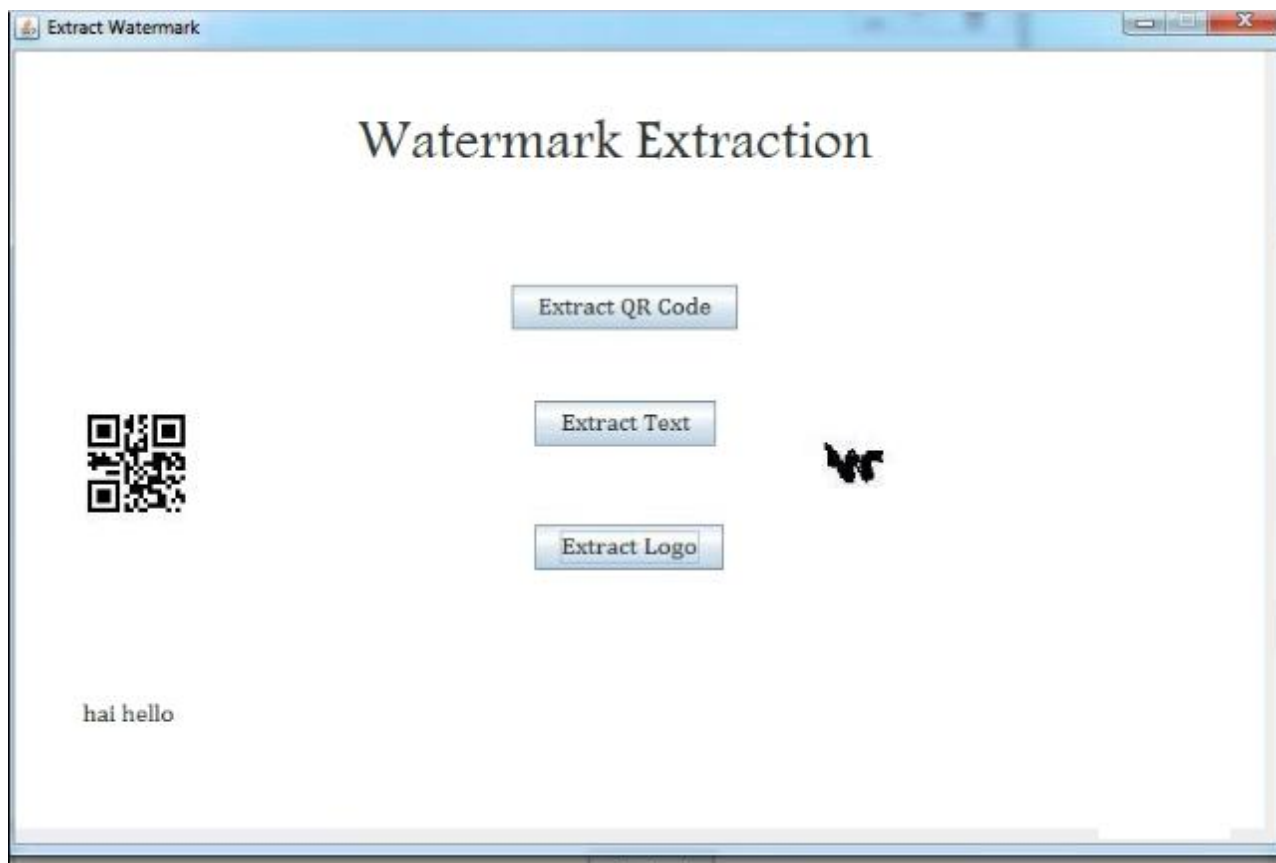


Fig. 5 Result of watermark extraction

V. CONCLUSION

The increased imperceptibility and security watermarking gained by this method. In this encoding process of QR code and get excellent performances. The first method shows that in the diagonal element the watermark was embedded. On the other hand embedding text messages in the QR code image. So, two authentication detail given by the dual process. In the QR code image the logo is located very safely. For providing copyright protection this method is convenient, feasible and practically used.

REFERENCES

- [1] Suppat Rungraungsilp, Mahasak Ketcham, Tanee Wiputtikul, Kanchana Phonphak, and Sartid Vongpradhip, "Data Hiding Method for QR Code Based on Watermark by comparing DFT with DWT Domain" ICCCT, May 26-27, 2012.
- [2] Thitapa Poomvichid, Pantida Patirupanusara and Mahasak Ketcham, "The QR Code for Audio Watermarking using Genetic Algorithm", IMLCS'2012, pp 11-12, 2012.
- [3] Shanjun, Zhang; Kazuyoshi, Yoshino, "DWT-Based Watermarking Using QR Code" Science Journal of Kanagawa University, pp3-6, 2008.
- [4] Ray-Shine Run, Shi-Jinn Horng, Jui-Lin Lai, Tzong-Wang Kao, Rong-Jian Chen, "An improved SVD-based watermarking technique for copyright protection", Expert Systems with Applications 39, 2012, pp-673-689.
- [5] Ahmad A. Mohammad, Ali Alhaj, Sameer Shaltaf, "An improved SVD-based watermarking scheme for protecting rightful ownership" Signal Processing, Vol-88, 2008, pp: 2158-2180.
- [6] Bai Ying Lei n, IngYannSoon, ZhenLi, "Blind and robust audio watermarking schemes based on SVD-DCT" Signal Processing, Vol-91, 2011, pp-1973-1984.
- [7] Veysel Aslantas, "An optimal robust digital image watermarking based on SVD using the differential evolution algorithm" Optics Communications, Vol-282, 2009, pp-769-777.
- [8] Chin-Chen Chang a, Piyu Tsai b, Chia-Chen Lin, 2008". SVD-based digital image watermarking scheme." Patter Recognition Letters, Vol-26, 2005, pp-1577-1586.
- [9] Fangjun Huang, Zhi-Hong Guan "A hybrid SVD-DCT watermarking method based on LPSNR "Pattern Recognition Letters Vol-25, 2004, pp-1769-1775.



ISSN (Print) : 2320 – 3765
ISSN (Online): 2278 – 8875

International Journal of Advanced Research in Electrical, Electronics and Instrumentation Engineering

(An ISO 3297: 2007 Certified Organization)

Vol. 4, Issue 10, October 2015

- [10] Ming Jianga, b, Zhao-Feng Mao, b, Xin-xin Niua, Yi-Xian Yang,” Video Watermarking Scheme Based on MPEG-2 for Copyright Protection“ in International Conference on Environmental Science and Information Application Technology ESIAT 2011, Procedia Environmental Sciences, Vol-10, 2011, pp-843 – 848.
- [11] Min-Jeong Lee,Dong-Hyuck Im, Hae-Yeoun Lee,KyungSuKim,Heung-Kyu Lee “Real-time video watermarking system on the compressed domain for high-definition video contents: Practical issues” Digital Signal Processing,vol-22, 2012,pp-190–198.
- [12] He Yingliang, Yang Gaobo, Zhu Ningbo” A real-time dual watermarking algorithm of H.264/AVC video stream for Video-onDemand service “Int. J. Electron. Commune. (AEÜ), Vol-66, 2012, pp-305–312.