



International Journal of Advanced Research in Electrical, Electronics and Instrumentation Engineering

(An ISO 3297: 2007 Certified Organization)

Website: www.ijareeie.com

Vol. 6, Issue 4, April 2017

Thermo-Acoustic Refrigeration

HimanshuPanjiar

Department of Mechanical Engineering, Galgotias University, Yamuna Expressway Greater Noida, Uttar Pradesh, India

ABSTRACT: Ordinary refrigeration system is being utilized broadly for cooling purposes utilizing different compound refrigerants as of now. Notwithstanding, this present situation represents a significant danger to the earth as the release of unsafe gases like “Chloro-Fluoro Carbon (CFC)”, “Hydro Chloro-Fluoro Carbon (HCFC)” are on the ascent because of the excess utilization of synthetics, and the prerequisite for refrigeration system is expanding. Thus, there is a need to discover an option in contrast to regular refrigeration. “Thermo-acoustic refrigeration system” is one of the harmless kinds of refrigeration system, which offers a wide scope of degree for additional examination. Some key favourable circumstances incorporate no emanation of destructive ozone exhausting gases as synthetic refrigerants are not required and the nearness of no moving parts. The significant inconvenience of the strategy is lesser “Coefficient of Performance”. This field is gathering the consideration of numerous specialists as it consolidates both the orders of heat and acoustics. Specialists have discovered the impact of different parameters of the segments, the working liquid, and the geometry of the resonator on the exhibition of the gadget. Recreations utilizing programming are likewise being created now and again. To introduce a point by point outline on the process and working of the refrigeration system utilizing high force sound waves. A survey on the works done around there, the progressions made and the future extension are additionally talked about.

KEYWORDS: Heat Exchangers, Thermoacoustic, Thermo-Acoustic Refrigeration, Resonator.

I.INTRODUCTION

Thermoacoustics[1], as characterized by Rott is a subject managing impacts in acoustics in which heat conduction and entropy varieties of a medium assume a job. In this research the term thermo acoustics will be utilized in the restricted sense of the age of sound by heated surfaces and the procedure of heat move starting with one spot then onto the next by sound. In this segment a short survey of the history of thermoacoustics is displayed, alongside a basic physical clarification of the impact, and a few applications. The improvement of thermoacoustic refrigeration is driven by the likelihood that it might supplant current refrigeration innovation. “Thermoacoustic refrigeration” [2], which can be made with no moving parts, are precisely less difficult than customary emission pressure refrigerator and don't require the utilization of hurtful synthetic concoctions. In light of their effortlessness, “Thermoacoustics Refrigeration’s” ought to be a lot less expensive to deliver also, claim than customary innovation. The parts are not naturally costly, so even starting assembling expenses ought to be low. Besides, mechanical effortlessness prompts unwavering quality just as less expensive and less successive upkeep. Until effectiveness can be improved, activity expenses might be higher; however with less moving parts, “Thermoacoustics Refrigeration’s” expect practically zero upkeep and can be required to have a lifetime any longer than common refrigeration innovation. Likewise, proficiency is probably going to improve as thermoacoustic innovation develops.

Accordingly, “thermoacoustic refrigeration” is probably going to be savvier. Other than diminished money related cost, ecological expense ought to be considered. Conventional gas pressure systems accomplish their efficiencies using particular liquids that when discharged into the environment (inadvertently or something else) cause ozone consumption [3] or in any case hurt the earth. Indeed, even the vast majority of the elective liquids being created cause hurt somehow. For instance, propane and butane won't pulverize the ozone, yet are exceptionally combustible and represent a danger if a hole ought to happen. On the other hand, “Thermoacoustics Refrigeration’s” effectively oblige the utilization of inactive liquids, for example, helium that cause no damage to the earth [4] or individuals in the



International Journal of Advanced Research in Electrical, Electronics and Instrumentation Engineering

(An ISO 3297: 2007 Certified Organization)

Website: www.ijareeie.com

Vol. 6, Issue 4, April 2017

occasion of a hole. Likewise, typical working weights for “Thermoacoustics Refrigeration’s” are about equivalent to for gas pressure systems, so thermoacoustic refrigeration is similarly as protected in that regard.

Besides, “Thermoacoustics Refrigeration’s” can be driven by TAEs in which case the information force can emerge out of any wellspring of heat, including waste heat from different procedures. At that point the mix TAE/TAR gadget has no negative effect on the condition and, truth be told, can use energy sources that are in any case squandered. “Thermoacoustic refrigeration” is substantially generous than customary refrigeration strategies as far as natural and individual wellbeing. One downside, nonetheless, is an absence of productivity in current “Thermoacoustics Refrigeration’s” when contrasted with emission pressure. Conventional refrigeration strategies have the advantage of ages of research and application while “thermoacoustic refrigeration” is another innovation, so it is no big surprise that emission pressure coolers [5] are right now progressively effective; nonetheless, there is motivation to accept that “thermoacoustic refrigeration” will overwhelm emission pressure over the long haul. The significant explanation is that a “Thermoacoustics Refrigeration’s” can be driven with corresponding control, however emission pressure plans are parallel (on/off). Although standing-wave [6] “Thermoacoustics Refrigeration’s” are as of now less proficient than practically identical regular coolers, a portion of the distinction can be made up when not exactly full force is required, which is regularly the case.

A typical refrigeration must turn now and again to keep up a given temperature; so the blower is working it’s hardest at whatever point it is on, and the temperature really sways around the ideal worth. Interestingly, a cooler prepared to do corresponding control, for example, a “Thermoacoustics Refrigeration’s”, can tune its capacity yield to coordinate the prerequisites of the heap; so if the heap expands a little sum, the refrigeration can marginally expand its capacity for a brief timeframe as opposed to running maximum capacity. This is particularly invaluable in applications where heat shocks can cause harm, for example, cooling hardware. As demonstrated above, it is completely conceivable—if not likely—that with extended research endeavours, thermoacoustic innovation will turn out to be more effective than emission pressure [7]. Because of its focal points in mechanical straightforwardness and ecological and individual security, “thermoacoustic refrigeration” is turning out to be increasingly significant in the exploration network and may before long arrive at a point in its advancement when it can supplant emission pressure as the essential innovation utilized in refrigeration applications.

II.LITERATURE REVIEW

The age of acoustic motions by heat [8] have been watched and read for more than two centuries. Byron Higgins made the main perceptions and examinations of organ-pipe type motions, known as singing flames in 1777.

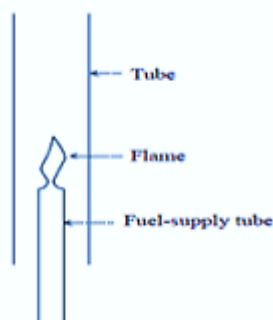


Fig. 1: One Form of the Singing-Flame Apparatus

At specific places of a hydrogen fire inside a cylinder, open at the two finishes, acoustic motions were watched. Figure 1 shows a setup for delivering Higgins motions. An overview of the marvels identified with Higgins motions was given by Putnam and Dennis.

In 1859, Rijke found that solid motions happened when a heated wire screen was put in the lower half of an open-finished channel, as appeared in figure 2. It was seen that the convective air current through the funnel was important for the phenomenon to happen.

International Journal of Advanced Research in Electrical, Electronics and Instrumentation Engineering

(An ISO 3297: 2007 Certified Organization)

Website: www.ijareeie.com

Vol. 6, Issue 4, April 2017

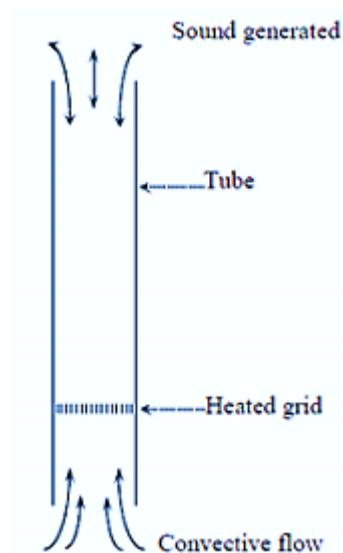


Fig. 2: Rijke Tube

Motions were most grounded when the heated screen was situated at one-fourth of the length of the funnel from the base end. Feldman gave a survey of the writing on the Rijke tube [9]. Probably the examination by Sondhauss, acted in 1860, approximates best what it characterize today as “thermoacoustic motions”. Sondhauss examined tentatively heat created sound, watched for quite a long time by the glass-blowers when blowing a hot bulb toward the finish of a virus restricted cylinder.

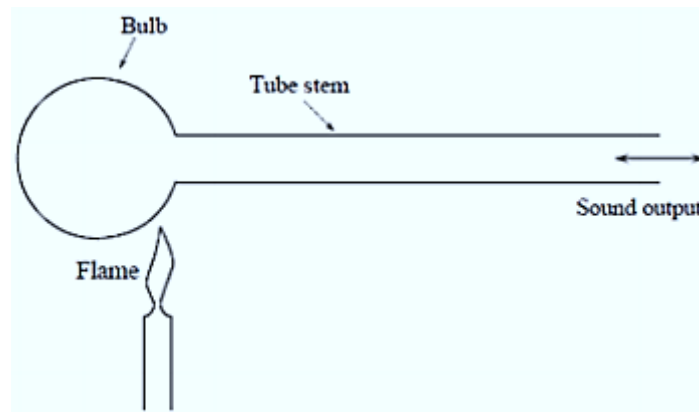


Fig. 3: Soundhauss Tube

Figure 3 a Sondhauss tube [10] is appeared; it is open toward one side and ended in a bulb on the opposite end. In Sondhauss watched that, if a relentless gas fire (heat) was provided to the shut bulb end, the air in the cylinder wavered suddenly and created a unique sound which was normal for the cylinder length and the volume of the bulb. The sound recurrence was estimated and recorded for tubes having an inside breadth of 1 to 6mm, and having different bulb sizes and lengths. More sizzling flares created progressively extraordinary sounds. Sondhauss gave no clarification for the watched motions. Feldman gave additionally a survey of the writing on the Sondhauss tube. In 1962 Carter, during a trial examination of the possibility of the Sondhauss cylinder to create power, found that the inclusion of a heap of little glass tubes inside the Sondhauss tubes improved their presentation. In 1887, Lord Rayleigh gave a subjective clarification, in his exemplary work on sound for the Sondhauss motions. On the off chance that heat be given to the air right now of most prominent build up or taken from it right now of most noteworthy rarefaction, the vibration is empowered. So Rayleigh realized that thermoacoustics was because of the interaction of heat infusion and thickness varieties.

International Journal of Advanced Research in Electrical, Electronics and Instrumentation Engineering

(An ISO 3297: 2007 Certified Organization)

Website: www.ijareeie.com

Vol. 6, Issue 4, April 2017

Another type of Sondhauss motions, which happen in cryogenic stockpiling vessels, are the alleged; Taconis motions. Taconis watched unconstrained motions when an empty cylinder with the upper end shut was embedded in fluid helium. Taconis clarification of how the enormous temperature slope along the cylinder caused the motions was basically a repetition of the Rayleigh rule. The Taconis motions have been considered tentatively by Yazaki et al. Though different parts of what is currently known as thermo acoustics have been of enthusiasm for quite a long time, the formal hypothetical investigation of thermoacoustics began in 1949, when Kramer's examined the Taconis motions. Summed up the Kirchhoff supposition of the lessening of sound waves at consistent temperature to the instance of lessening within the sight of a temperature slope. The consequences of Kramer's supposition were in conflict with the trial, due to some wrong suspicions. In 1969, Rott proceeded with crafted by Kramer's in a progression of papers where an effective straight theory of thermoacoustics is given. Wheatley, Swift, and others have built up the association between the acoustical pieces of thermo acoustics in a more extensive thermo dynamical point of view.

Quick has evaluated a lot of this work. As can be comprehended from the abovementioned exchange, the historical backdrop of thermal driven motions is rich and old. Yet, the turnaround thermodynamic procedure, of producing a temperature inclination by forcing acoustic motions, is a later marvel. Gifford and Longworth exhibited a heat siphoning process along the inward surface of a shut cylinder, where weight beats at low recurrence were continued. They called this cooling gadget a .Pulse tube, which is the forerunner of the present opening heartbeat tube coolers. In 1975, cooling was likewise seen by Merkli and Thomann, at the speed antinodes of a round and hollow cross-area acoustic cylinder in reverberation. These two occasions framed the beginning of the work at "Los Alamos National Laboratories (LANL)" on thermoacoustic gadgets in the eighties, by Wheatley, Swift, and colleagues. The primary acoustic warmth siphon (cooler), worked at LANL, utilized an amplifier toward one side of a shut cylinder to drive the acoustic reverberation, also, a heap of fibre glass plates situated at the furthest edge. The pile of plates was utilized to improve the thermoacoustic impact, as seen via Carter et al. With this course of action, it was anything but difficult to deliver a temperature distinction over the stack, because of the heat move process from one finish of the stack to the next. From that point forward, a few exploratory set-ups have been fabricated.

III.PRINCIPLE OF OPERATION

"Thermoacoustic refrigeration systems work by utilizing sound waves [11] and a non-combustible blend of dormant gas (helium, argon, air) or a blend of gases in a resonator to deliver cooling. Thermoacoustic gadgets are commonly described as either 'standing-wave' or 'travelling wave'. A schematic chart of a standing wave gadget is appeared in fig. 4. The principle parts are a shut chamber, an acoustic driver, a permeable segment called a "stack, and two heat exchanger systems. Use of acoustic waves through a driver, for example, an uproarious speaker, makes the gas full. As the gas wavers to and fro, it makes a temperature contrast along the length of the stack. This temperature change originates from pressure and development of the gas by the sound pressure and the rest is an outcome of heat move between the gas and the stack. The

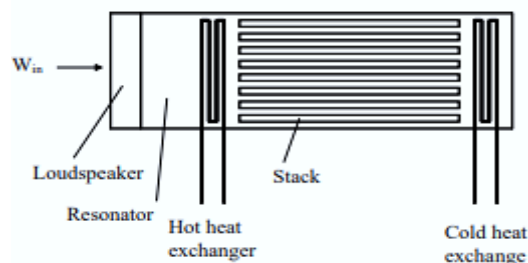


Fig. 4: Sound Wave Thermoacoustic Engine

Temperature distinction is utilized to expel heat from the cold side and reject it at the hot side of the system. As the gas waves to and fro as a result of the standing sound wave, it changes in temperature. A great part of the temperature change originates from pressure and development of the gas by the sound weight (as consistently in a sound wave), and the rest is an outcome of heat move between the gas and the stack.

International Journal of Advanced Research in Electrical, Electronics and Instrumentation Engineering

(An ISO 3297: 2007 Certified Organization)

Website: www.ijareeie.com

Vol. 6, Issue 4, April 2017

In the discovery wave gadget, the weight is made with a moving cylinder and the transformation of acoustic capacity to heat happens in a regenerator as opposed to a stack. The regenerator contains a grid of channels which are a lot littler than those in a stack and depends on great heat contact between the gas and the lattice. The plan is with the end goal that the gas moves towards the hot warmth exchanger when the weight is high and towards the cold heat exchanger when the weight is low, moving heat between the different sides. A case of a discovery wave thermoacoustic gadget is the Ben and Jerry frozen ice bureau.

IV.WORKING

“Thermoacoustic Refrigeration” System fundamentally comprise of an amplifier appended to an acoustic resonator[12] (tube) filled with a gas. In the resonator, a stack comprising of various equal plates and two heat exchangers are introduced. The amplifier, which goes about as the driver, supports acoustic standing waves in the gas at the basic reverberation recurrence of the resonator. The acoustic standing wave dislodges the gas in the channels of the stack while packing and growing individually prompting heating and cooling of the gas. The gas, which is cooled because of development assimilates heat from the cold side of the stack and as it along these lines heats up because of pressure while moving to the hot side, rejects the heat to the stack. In this way the heat association between the swaying gas and the outside of the stack produces an acoustic heat siphoning activity from the cold side to the hot side. The heat exchangers trade heat with the environment, at the cold and hot sides of the stack.

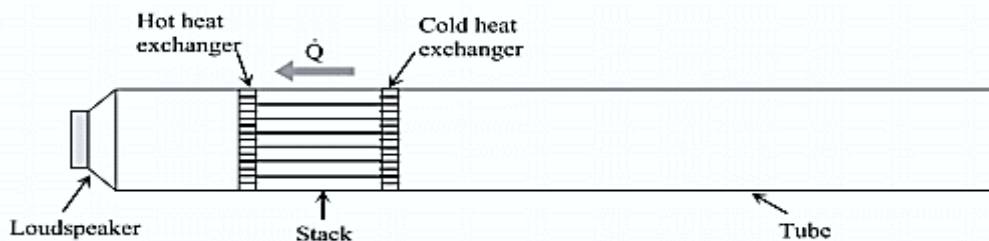


Fig.5: Schematic Representation of Construction of Thermoacoustic Refrigerator

Fig. 5 shows the schematic portrayal of the development of “thermoacoustic refrigerator” where the amplifier is utilized as a driver, the reverberation tube supports the standing wave. The heat exchangers are utilized so heat collaboration with the encompassing happens. Heat is siphoned from the cold end heat exchanger to the hot end heat exchanger. Fig. 5 shows the weight variety and dislodging of sound waves in “thermoacoustic refrigeration system”. It is realized that sound waves are longitudinal waves. They produce pressure and rarefaction in the medium they travel. Most extreme weight happens at the purpose of zero speed and least weight at most extreme speed.

V.CONCLUSION

The “Thermoacoustic Refrigeration System” comprises of no moving parts. Consequently the support cost is likewise low. The system isn't massive. It doesn't utilize any refrigerant and subsequently has no dirtying effects. From the contextual investigation, it is watched that cooling power is subject to working recurrence, cooling burden and weight. It is likewise seen that for best execution of the system, it is important to pick working parameters admirably. The different significant examinations that have been made on the “thermoacoustic refrigeration system” have been exhibited. “Thermoacoustic refrigeration” can significantly decrease the emanation of destructive gases like “ChloroFluoro Carbon (CFC)” in view of the utilization of eco-accommodating refrigerants like helium rather than destructive substance liquids and consequently can turn into an option in contrast to ordinary refrigeration.

With the capability of decreasing a dangerous atmospheric deviation and ozone exhaustion, “thermoacoustic refrigeration system” is one of the innocuous sorts of refrigeration system. This survey can fill in as the reason for the structure of the system by producing into results the impact of different parameters on the system. The strategies to improve the exhibition of the system and intends to improve the gadget have been imagined clearly. The programming recreation strategies and the numerical models are portrayed and the potential territories of use of the system have been



International Journal of Advanced Research in Electrical, Electronics and Instrumentation Engineering

(An ISO 3297: 2007 Certified Organization)

Website: www.ijareeie.com

Vol. 6, Issue 4, April 2017

itemized. This field offers a wide scope of degree for additional exploration for improving the productivity and the Coefficient of Performance. This field is gathering the consideration of numerous specialists as it consolidates both the orders of warm and acoustics also, could supplant the traditional refrigeration in future.

REFERENCES

- [1] M. E. Poese, "Thermoacoustics," in Handbook of Climate Change Mitigation, 2012.
- [2] S. L. Garrett, M. E. Poese, and R. W. M. Smit, "Thermoacoustic refrigeration," in 17th International Congress on Sound and Vibration 2010, ICSV 2010, 2010.
- [3] Earth Negotiations Bulletin, "24th meeting of the Parties to the Montreal Protocol on Substances that Deplete the Ozone Layer," Int. Inst. Sustain. Dev., 2012.
- [4] J. S. Baughman, R. M. Flowers, J. R. Metcalf, and T. Dhansay, "Influence of radiation damage on titanite He diffusion kinetics," Geochim. Cosmochim. Acta, vol. 205, pp. 50–64, 2017.
- [5] K. K. Botros, H. Golshan, A. Hawryluk, and B. Sloof, "Optimization of power train involving gas turbine driven compressors and aerial coolers," in Proceedings of the ASME Turbo Expo, 2011.
- [6] H. Y. Yin, C. C. Zuo, H. C. Wang, and Y. P. Meng, "Manipulation of microparticles using acoustic standing wave: Recent trend," in Applied Mechanics and Materials, 2013, vol. 433–435, pp. 460–463.
- [7] P. V. Code and T. Personnel, "Standard Practice for Examination of Liquid-Filled Atmospheric and Low-Pressure Metal Storage Tanks Using Acoustic Emission 1," Annu. B. ASTM Stand., 2011.
- [8] J. O'Connor, V. Acharya, and T. Lieuwen, "Transverse combustion instabilities: Acoustic, fluid mechanic, and flame processes," Progress in Energy and Combustion Science. 2015.
- [9] F. Weng, M. Zhu, and L. Jing, "Beat: A nonlinear thermoacoustic instability in Rijke burners," in International Journal of Spray and Combustion Dynamics, 2014, vol. 6, no. 3, pp. 247–266.
- [10] A. W. Avent and C. R. Bowen, "Principles of thermoacoustic energy harvesting," European Physical Journal: Special Topics. 2015.
- [11] S. Sharma and S. Sharma, "Sound Waves," in Textbook of Biochemistry and Biophysics for Nurses, 2014.
- [12] K. J. Satzinger et al., "Quantum control of surface acoustic-wave phonons," Nature. 2018.
- B. Powmeya, Nikita Mary Ablett, V. Mohanapriya, S. Balamurugan, "An Object Oriented approach to Model the secure Health care Database systems," In proceedings of International conference on computer, communication & signal processing (IC3 SP) in association with IETE students forum and the society of digital information and wireless communication, SDIWC, 2011, pp. 2-3, 2011
- Jaganraj L, Balamurugan S. Empirical Investigation on Certain Anonymization Strategies for Preserving Privacy of Social Network Data, International Journal of Emerging Technology and Advanced Engineering. 2013 Oct; 3(10):55–63